



Suominen Corporation

Interim Report
1 January – 31 March 2009

Presentation 29 April 2009

Suominen highlights

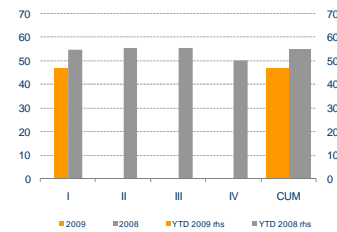
EUR million	Q1/2009	Q1/2008	2008
Net sales	46.9	54.5	214.6
Operating profit	3.6	-0.1	-4.0
Net result	1.5	-0.9	-7.2
EPS, EUR	0.06	-0.04	-0.31
Cash flow from operations/share, EUR	0.61	0.14	0.80

- Suominen recorded a profit in Q1 despite lower sales.
- The sluggish economic condition was visible in the decline of net sales.
- Sales margins improved thanks to lower costs of raw materials and cost savings.
- Stairs to Top programme continued to improve the operating efficiency and set up a more favourable cost base.
- Strong cash flow from operations.

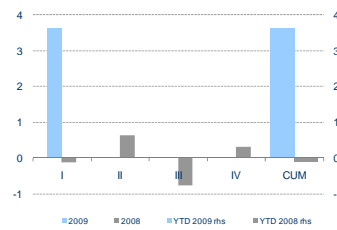
Suominen performance

- Net sales EUR 46.9 million (54.5).
- Sales volume decreased by 14%.
 - Economic situation is probably affecting also consumption of daily consumer goods.
 - Customers squeeze their working capital as response to the uncertain business environment.
- Operating profit EUR 3.6 million (-0.1).
 - Cost base clearly lower.
 - Delay in raw material price escalators contributed.
 - After financials of EUR 1.5 million, profit before taxes was 4.3%.

Net sales, €M



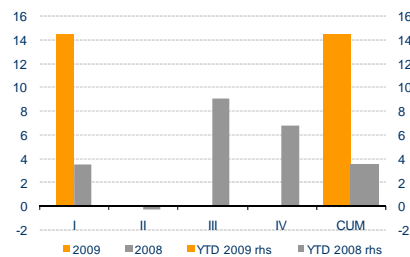
Operating profit before, non-recurring costs and impairment losses, €M



Operating cash flow

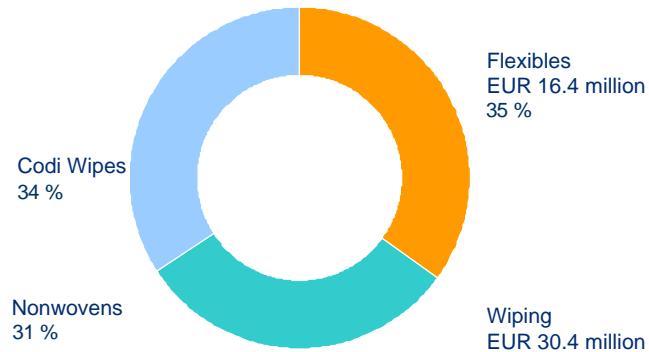
- Strong cash flow from operations EUR 14.4 million (3.4).
- Working capital down by EUR 9.6 million (0.8). Both inventories and trade receivables lower, sale of trade receivables increased by EUR 4.7 million.
- Gross investments were EUR 0.6 million (0.9).
- Reduction of net debt by EUR 14.2 million in Q1.
- Net gearing at 136.6 (146.1) per cent, capital loans included in equity.

Cash flow from operations, €M



Break down of net sales 1 - 3/2009

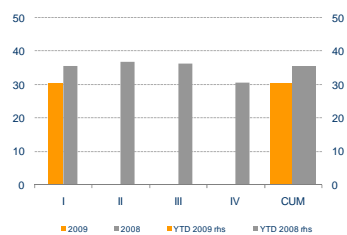
EUR 46.9 million



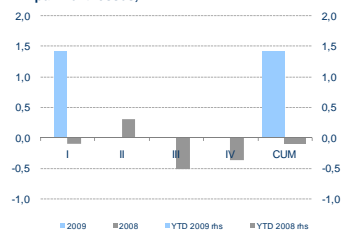
Business area: Wiping

- Net sales EUR 30.4 million, down by 15%. Volume of deliveries declined in both units and in most business segments.
- Operating profit EUR 1.4 million (-0.1). Cost base improved in both units.

Net sales, €M



Operating profit before non-recurring costs and impairment losses, €M

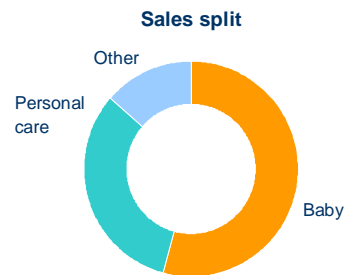


Business area: Wiping - Codi Wipes

- Net sales down by 14%.
- Decrease was most visible in brand products.
- Deliveries of baby wipes on the level of the previous year, but personal care and moist toilet wipes down.
- Unprofitable products were taken out of portfolio.
- Focus on cost savings according to the rationalisation measures announced end of the year 2008.

Net sales, €M

Q1	LY
15.9	-14 %

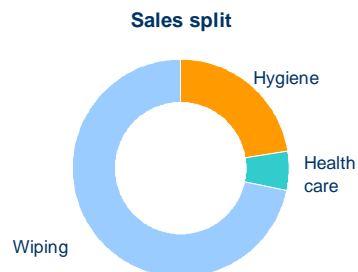


Business area: Wiping - Nonwovens

- Net sales down by 18%.
- Sales of wiping materials declined. Volumes in hygiene sector on the level of the previous year.
- The unit's sales margins rose thanks to delays in sales price escalators.
- Operating costs down. Adjustment to the lower volumes through temporary layoffs and production shut-down for the winter holidays.
- Production efficiency rose thanks to better yield and lower wastage.

Net sales, €M

Q1	LY
16.8	-18 %

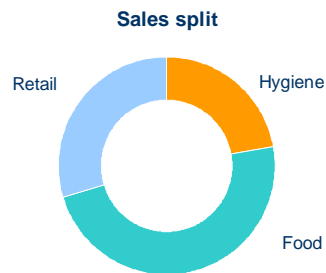


Business area: Flexibles

- Net sales EUR 16.4 million, declined by 14%.
- Deliveries of hygiene packaging clearly down on 2008 in line with anticipations. Demand was soft in other segments also.
- Sales to Russia on last year's level.

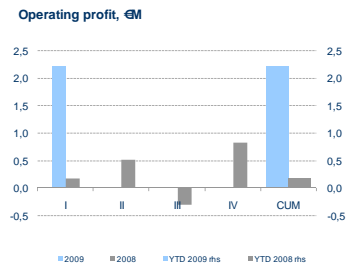
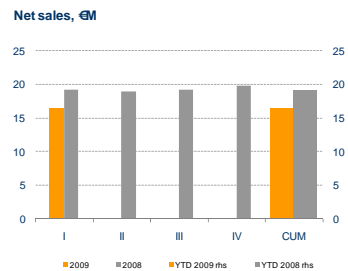
Net sales, €M

Q1	LY
16.4	-14 %



Business area: Flexibles

- Operating profit EUR 2.2 million (0.2).
- Cost of raw materials down whereas sales price adjustments are adjourned to re-prising intervals.
- Improvements in sales margins over-weighted the effect of lower volumes.
- Cost savings in Stairs to Top programme, e.g. purchasing.



Outlook

- The demand for Suominen's products is evaluated on the basis of customer contracts and use forecasts provided by the customers. Short-term use forecasts indicate lower volumes than the year before. Possible causes for this include weaker consumer demand, changes in the consumption structure of daily consumer goods and reductions in customers' stock levels. However, consumption of Suominen's main product groups is expected to remain more stable than the general consumer demand.
- Suominen's net sales are expected to decline compared to the year before, not only due to the general economic uncertainty, but also due to the rationalisation measures taken in the business units.
- The focus of Suominen's operations is on improving profitability, and strengthening cash flow and capital structure. The Stairs to Top programme will be continued throughout the Group, and it is expected to improve Suominen's competitiveness.
- The prices for plastic raw materials have been difficult to predict, but the global recession and soft demand for raw materials is likely to restrain price increases. The positive effect of raw material clauses included in Suominen's contracts mainly fell on Q1.
- Suominen estimates that the financial results for the following quarters will come short of the first quarter. However, the financial performance and profit after taxes for 2009 will improve on the previous year.

Thank you!

